



Skill Event MG4033 – Slingshot Cannon



Introduction

Master Guides will safely demonstrate their knot and teamwork skills in this timed event.

Objective


The Master Guides should know their knots and lashes well. This event puts to the test their skills and knowledge. The Master Guides should work as a team to build this structure and effectively hit the opposite club guidon.

Participants

5 Master Guides. Each participant must wear a helmet and eye protection.

Materials

- 4 wood boards' 2"x4"and 8' feet long
- 2 wood boards' 2"x4"and 6' feet long
- 4 wood boards' 2"x4"and 4' feet long
- 14 pieces of rope 1/4 in diameter of 16 feet
- 2 pieces of rope 1/4 in diameter of 8 feet
- Club Guidon
- Stand for the Guidon
- Helmet (one per participant)
- Eye protection -goggles or similar (one per participant)
- 20 water filled balloons.
- Water balloon launcher (less than 150 yard)
 - *This can be purchased at Walmart, Academy or [Amazon](#).*



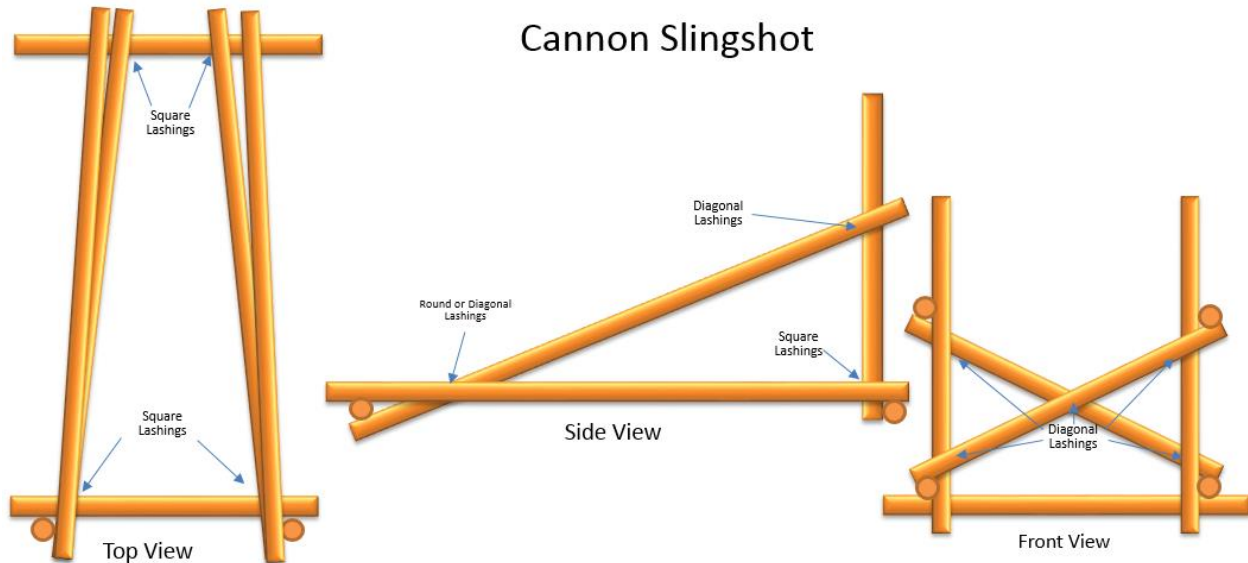


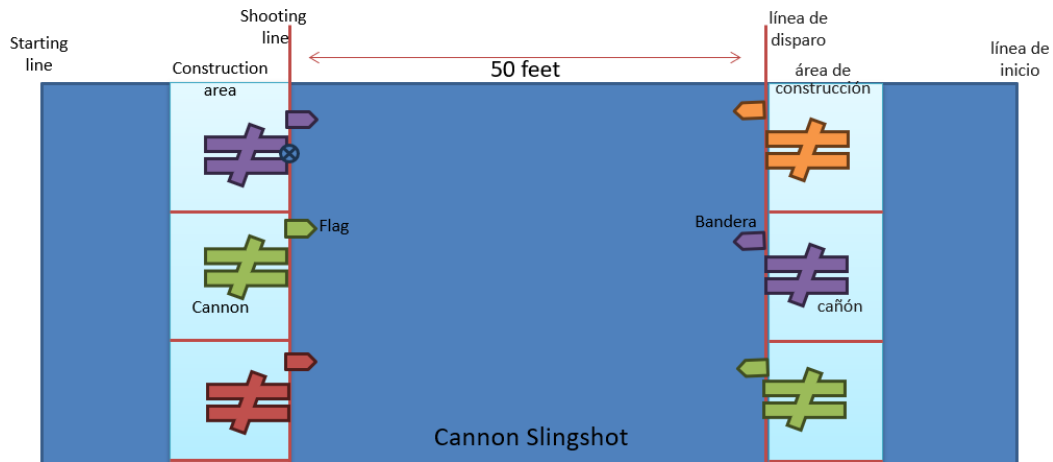
Event Location

Meet at the starting line by the pond, Look for feather flag #2.

Procedure

1. A line will mark the starting area.
2. A shooting line will mark where the clubs will line up their cannon and as a construction area. On that line, place your club pennant 1 foot away from where the front structure of the cannon will be.
3. Master Guide clubs will be lined up facing each other.
4. When the judge blows the whistle, participants will run to the construction area and begin building the cannon.
5. The bottom of the structure will be made with square lashes.
6. The sides (legs) of the structure will be made with diagonal lashes.
7. The support part of the structure will be made with diagonal lashes.
8. The support legs will be tied to the bottom and the support bars will be added and all the Master Guides will lift the structure to an upright position.
9. Tie the slingshot to the top of the support legs.
10. Stand your club Guidon next to the front structure – 1 foot apart.
11. As soon as you finish building the structure and tie the slingshot, you can start firing the water balloons. You cannot start before the structure is finished.
12. Using the water balloons, try to knock off the club Guidon of the opposite club.
13. The clock will stop when all the water balloons are fired, or the opposing Guidon is knocked down.





Points

Maximum 200 points

Lashes

Square lashing 20 points
Diagonal lashing 20 points

Note: Only one lash will be inspected for each type.

The judge will give up to 20 points per lashing using the following criteria:

- Beginning with the correct knot 5 points.
- Finishing with the correct knot 5 points.
- Lash being done correctly with aesthetics 5 points.
- Strong lash 5 points.

Target

Hitting the opposite team structure 20 points
Hitting an opposite team member 30 points
Knocking down the Club Guidon 50 points

Time

Less than 20 minutes 60 points
Every minute after -3 points